

Miami-Dade Airports

Miami International Airport (MIA)
 Miami-Opa locka Executive Airport (OPF)
 Miami Executive Airport (TMB)
 Miami Homestead General Aviation Airport (X51)
 Dade-Collier Training and Transition Airport (TNT)

Miami International Airport (MIA)

3,230 acres of land
4 runways: 9-27: 13,016' 12/30: 9,355'
 8R-26L: 10,506' 8L-26R: 8,600'
7.9 million square foot terminal
135 gates | 101 int'l capable gates
624 ticket counters

Leading Economic Engine:  **Generates \$118 billion** in business revenue
 **Supports nearly 700,000 jobs** (direct, indirect, induced & related)

2024: Record-Breaking Year



55,926,566 Passengers
 30,762,231 domestic (55%)
 25,164,335 international (45%)



3,008,715 Freight tons
 474,867 domestic (16%)
 2,533,849 international (84%)



485,448 total operations (FAA Tower Data)

\$9 billion investment in capital improvements & maintenance upgrades to:

- Improve the overall **travel experience**, stimulate **economic growth**, and reinforce MIA's position as a **global hub**
- Address **future demand** with **77 million travelers** and **4+ million tons of cargo** expected by 2040

For detailed information, visit:

www.miami-airport.com/capital_improvement.asp

2024 Rankings (Preliminary ACI Rankings)

	USA	Worldwide
Int'l Freight	1 st 	5 th
Int'l Passengers	2 nd 	34 th
Total Cargo (Freight+Mail)	3 rd 	6 th
Total Freight	3 rd 	6 th
Total Operations	9 th	13 th
Total Passengers	10 th	27 th



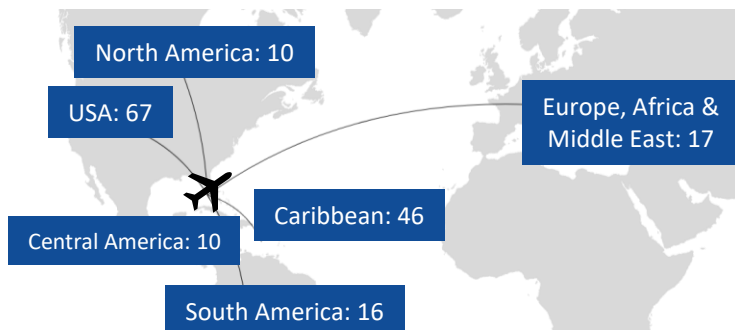
96 Airlines
 (May 2025)

35 US	61 International
79 Scheduled	17 Charter
57 Passenger	43 Cargo*



*Incl. passenger carriers with separate freighter service



166 Non-Stop Passenger Destinations
 (May 2025)



Top 5 Airlines (April 2025)

 Passengers	 Freight
American 2,560,496	Atlas 48,978
Delta 346,971	Tampa 31,106
Envoy 220,101	LATAM 28,404
United 164,133	Amerijet 23,425
Spirit 141,146	LANCO 20,130

New Airlines in 2025

Arajjet: Santo Domingo (April) Punta Cana (June)
Icelandair: Reykjavik, Iceland (October)
Volaris Costa Rica: San Jose, Costa Rica (July)

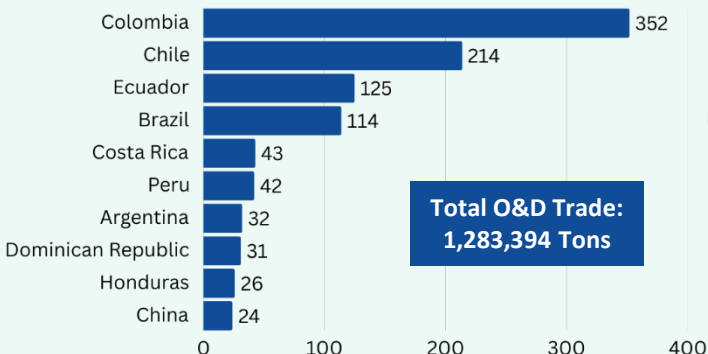
New Year-Round Routes in 2025

American Airlines: South Caicos (March)
Avianca: San Jose, Costa Rica (March)
Avianca: Guatemala City, Guatemala (May)
GOL: Belem, Brazil (June)
Volaris: Monterrey, Mexico (March)
Volaris El Salvador: San Jose, Costa Rica (July)

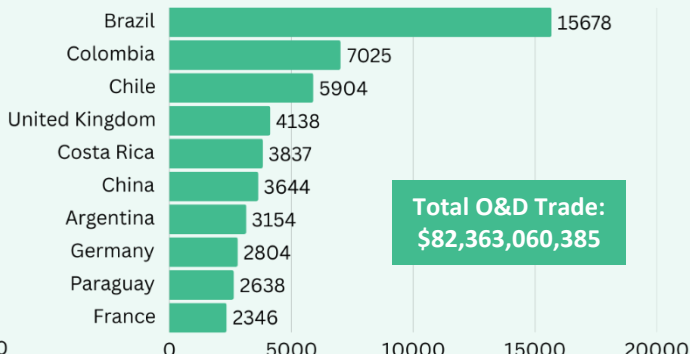
Learn more about
 our destinations at
MIADiscover.com

Top Trade Partners in 2024 (Preliminary)

By Weight (in thousands US Tons)



By Value (in millions US Dollars)

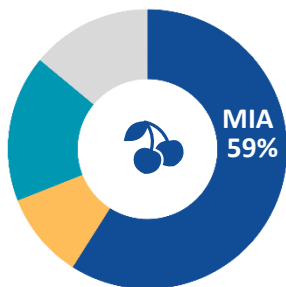


Leading Airport in Perishables Imports (Preliminary)

MIA's market share of US Perishables Imports:

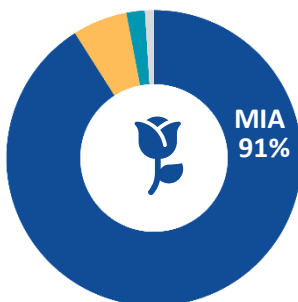
Fruits & Vegetables

US Total: 154,880 Tons




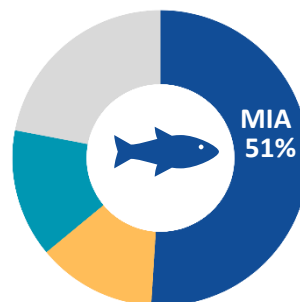
Flowers

US Total: 415,135 Tons



Seafood

US Total: 485,966 Tons



66% of perishables entering the US are imported through MIA

Competitive Advantages

Passengers



Departing

Safe and efficient passenger processing with **TSA Checkpoint 3-D Scanning** & **Biometric Facial Comparison**



Arriving

Enjoy seamless border entry and shorter wait times with **Global Entry** (fees apply), **Biometric Facial Comparison** and **Mobile Passport Control (MPC)**



Accessibility

Find dedicated services and information for passengers with disabilities with **myMIAccess**

Cargo



Pharma Hub

First IATA designated **"Pharma Hub Airport"** in North America with a CEIV community committed to **safe and efficient** processing of high-value, temperature-sensitive pharmaceuticals



Foreign Trade Zone (FTZ)

The **MIA FTZ** is ideally suited for import/export, with the opportunity to reduce, defer or eliminate trade duties



Cargo Flight Tracker

Locate your flight and get real-time updates on your cargo on our [Flight Tracker](#) > "Cargo Flight Information"



MIA Cargo Facilities

24 buildings
2.8 million sq. ft. warehouse space
5.4 million sq. ft. apron space
74 aircraft parking positions



Cargo Clearance Center

Centralized CBP functions for trade documentation processing



APHIS Facility

Our **Animal & Plant Health Inspection Service (APHIS)** is the nation's most comprehensive hub for Veterinary Services' import/export operations and inspection labs.